


**State of Connecticut**  
**Department of Public Safety**  
**Office of State Building Inspector**  
**Division of Fire, Emergency and Building Services**



Text and Illustrations  
Section AG105

# Swimming Pools

The drawings contained in this brochure pertain to Appendix G of the 2009 International Residential Code along with the 2013 Amendment to the State Building Code. These drawings are for illustration purposes only. The written code text shall apply.

# Guidelines for Residential Swimming Pools, Spas and Hot Tubs

The following is an excerpt from Appendix G of the current State Building Code

**AG105.1 Application.** The provisions of this chapter shall control the design of barriers for residential swimming pools, spas and hot tubs. These design controls are intended to provide protection against potential drownings and near-drownings by restricting access to swimming pools, spas and hot tubs.

**AG105.2 Outdoor swimming pool.** An outdoor swimming pool, including in-ground, above-ground or on-ground pool, hot tub and spa shall be surrounded by a barrier that shall comply with the following:

1. The top of the barrier shall be at least 48 inches above grade measured on the side of the barrier which faces away from the swimming pool. The maximum vertical clearance between grade and the bottom of the barrier shall be 2 inches measured on the side of the barrier that faces away from the swimming pool. Where the top of the pool structure is above grade, such as an above-ground pool, the barrier may be at ground level, such as the pool structure, or mounted on top of the pool structure. Where the barrier is mounted on top of the pool structure, the maximum vertical clearance between the top of the pool structure and the bottom of the barrier shall be 4 inches.
2. Openings in the barrier shall not allow passage of a 4-inch diameter sphere.
3. Solid barriers that do not have openings, such as masonry or stone walls, shall not contain indentations or protrusions except for normal construction tolerances and tooled masonry joints.
4. Where the barrier is composed of horizontal and vertical members and the distance between the tops of the horizontal members is less than 45 inches, the horizontal members shall be located on the swimming pool side of the fence. Spacing between vertical members shall not exceed  $1\frac{3}{4}$  inches in width. Where there are decorative cutouts within vertical members, spacing within the cutouts shall not exceed  $1\frac{3}{4}$  inches in width.
5. Where the barrier is composed of horizontal and vertical members and the distance between the tops of the horizontal members is 45 inches or more, spacing between vertical members shall not exceed 4 inches. Where there are decorative cutouts within vertical members, spacing within the cutouts shall not exceed  $1\frac{3}{4}$  inches in width.
6. Maximum mesh size for chain link fences shall be  $2\frac{1}{4}$  square unless the fence has slats fastened at the top or the bottom which reduce the openings to not more than  $1\frac{3}{4}$  inches.
7. Where the barrier is composed of diagonal members, such as a lattice fence, the maximum opening formed by the diagonal members shall not be more than  $1\frac{3}{4}$  inches.

8. Access gates shall comply with the requirements of Section AG105.2, Items 1 through 7, and shall be equipped to accommodate a locking device. Pedestrian access gates shall open outward away from the pool and shall be self-closing and have a self-latching device. Gates other than pedestrian access gates shall have a self-latching device. Where the release mechanism of the self-latching device is located less than 54 inches from the bottom of the gate, the release mechanism and openings shall comply with the following:

8.1. The release mechanism shall be located on the pool side of the gate at least 3 inches below the top of the gate; and

8.2. The gate and barrier shall have no opening larger than 1/2 inch within 18 inches of the release mechanism.

9. Where a wall of a dwelling serves as part of the barrier, one of the following conditions shall be met:

9.1. The pool shall be equipped with a powered safety cover in compliance with ASTM F 1346; or

9.2. Doors with direct access to the pool through that wall shall be equipped with an alarm which produces an audible warning when the door and/or its screen, if present, are opened. The alarm shall be listed and labeled in accordance with UL 2017. The deactivation switch(es) shall be located 54 inches above the threshold of the door; or

9.3. Other means of protection, such as self-closing doors with self-latching devices, which are approved by the governing body, shall be acceptable as long as the degree of protection afforded is not less than the protection afforded by Item 9.1 or 9.2 described above.

10. Where an above-ground pool structure is used as a barrier or where the barrier is mounted on top of the pool structure and the means of access is a ladder or steps, then the ladder or steps shall be surrounded by a barrier which meets the requirements of section AG105.2, Items 1 through 9.

**AG105.3 Indoor swimming pool.** Walls surrounding an indoor swimming pool shall comply with Section AG105.2, Item 9.

**AG105.4 Prohibited locations.** Barriers shall be located to prohibit permanent structures, equipment or similar objects from being used to climb them.

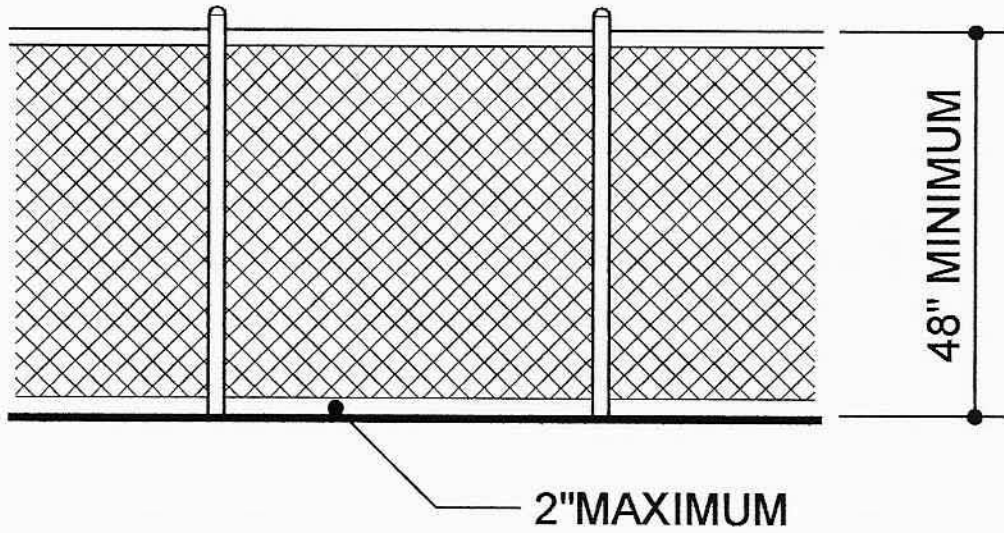
**AG105.5 Barrier exceptions.** Spas or hot tubs with a safety cover which complies with ASTM F 1346, as listed in Section AG107, shall be exempt from the provisions of this appendix.

**AG105.6 Temporary enclosure.** A temporary enclosure shall be installed prior to the electrical bonding inspection of any in-ground swimming pool unless the permanent barrier

specified in Section AG105.2 is in place prior to the commencement of the installation. The temporary enclosure shall be a minimum of 4 feet in height, shall have no openings that will allow passage of a 4-inch sphere and shall be equipped with a positive latching device on any openings.

**AG105.7 Pool alarm.** Pursuant to section 29-265a of the Connecticut General Statutes, no building permit shall be issued for the construction or substantial alteration of a swimming pool at a residence occupied by, or being built for, one or more families unless a pool alarm is installed with the swimming pool. As used in this section, “pool alarm” means a device that emits a sound of at least 50 decibels when a person or an object weighing 15 pounds or more enters the water in a swimming pool.

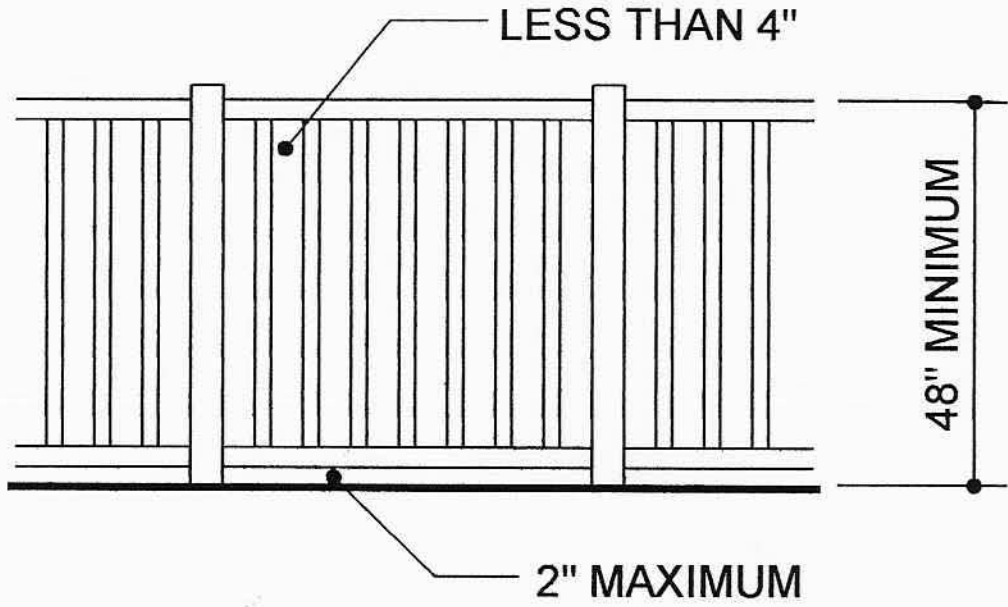
**Exception:** Hot tubs and portable spas shall be exempt from this requirement.



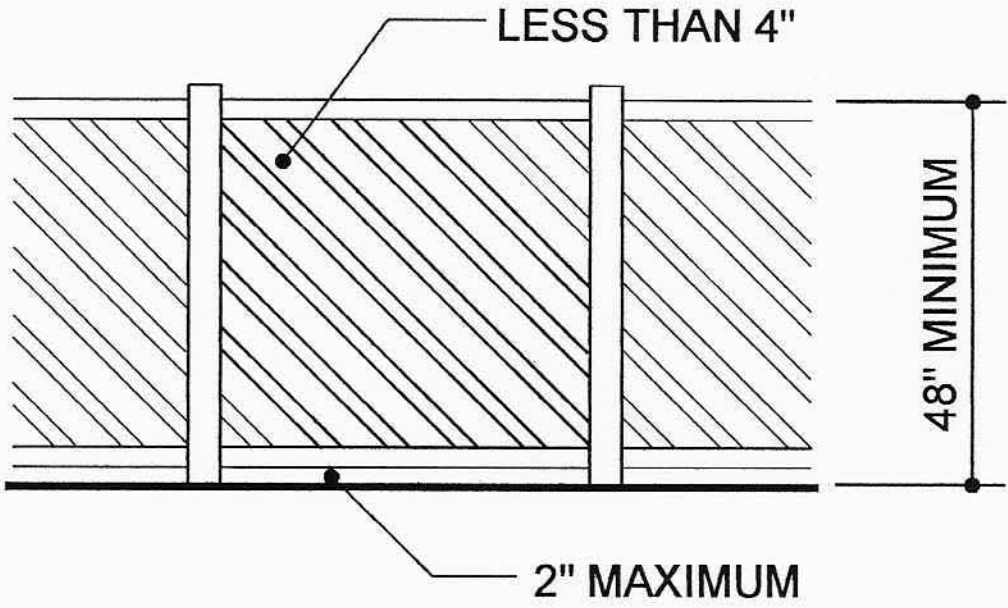
ELEVATION

OUTSIDE OF THE POOL ENCLOSURE

SECTION AG105.2, ITEM 1

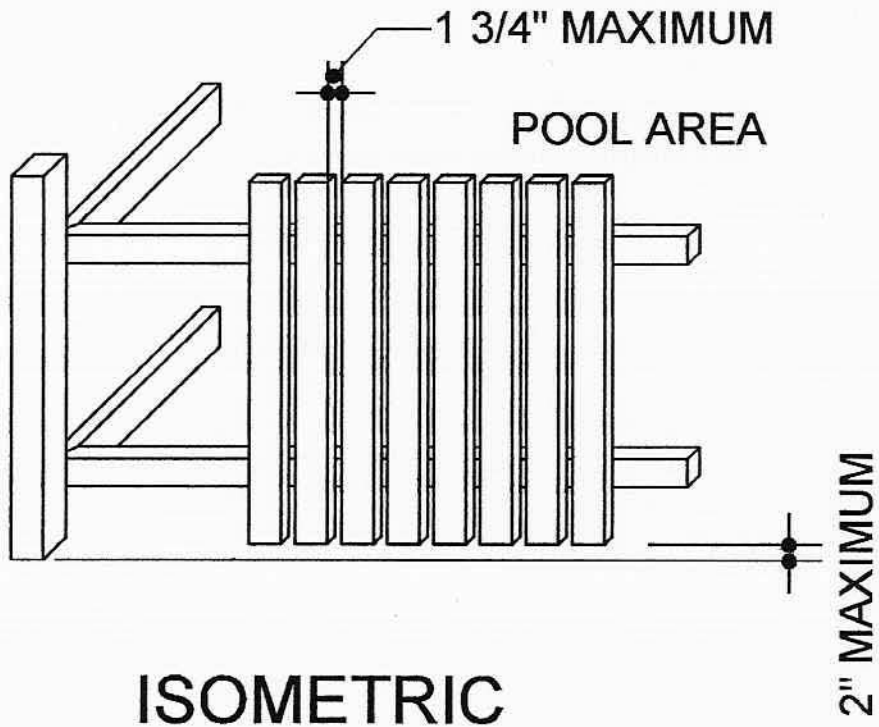
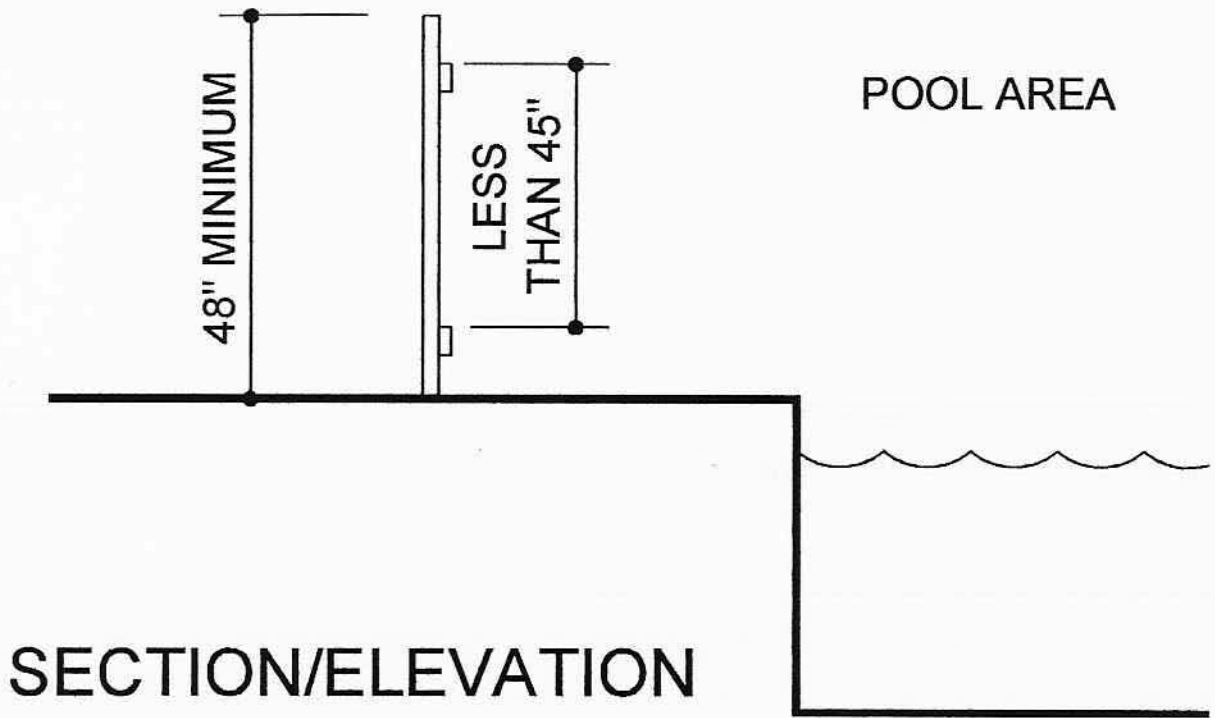


ELEVATION

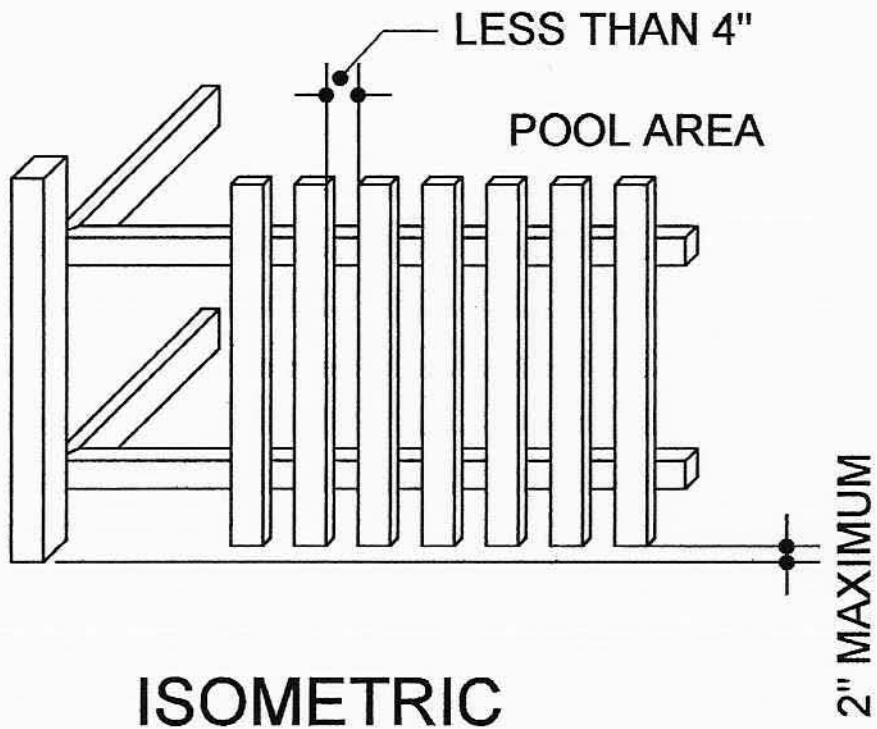
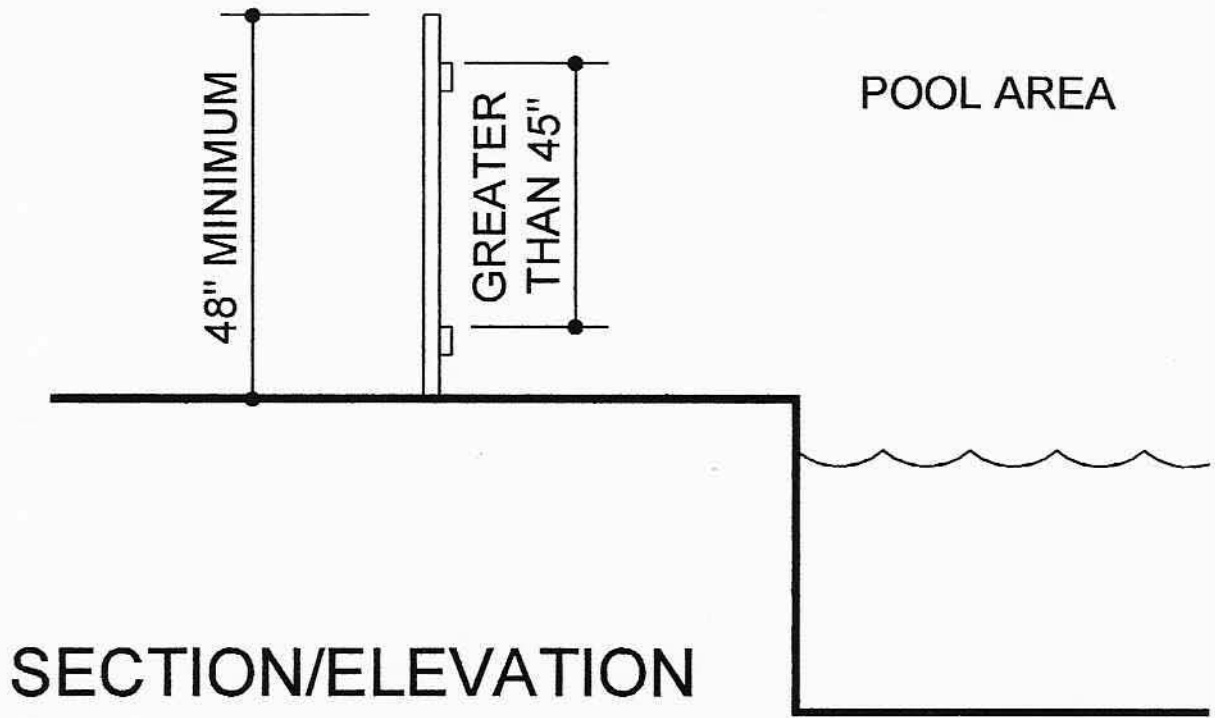


ELEVATION

SECTION AG105.2, ITEM 2

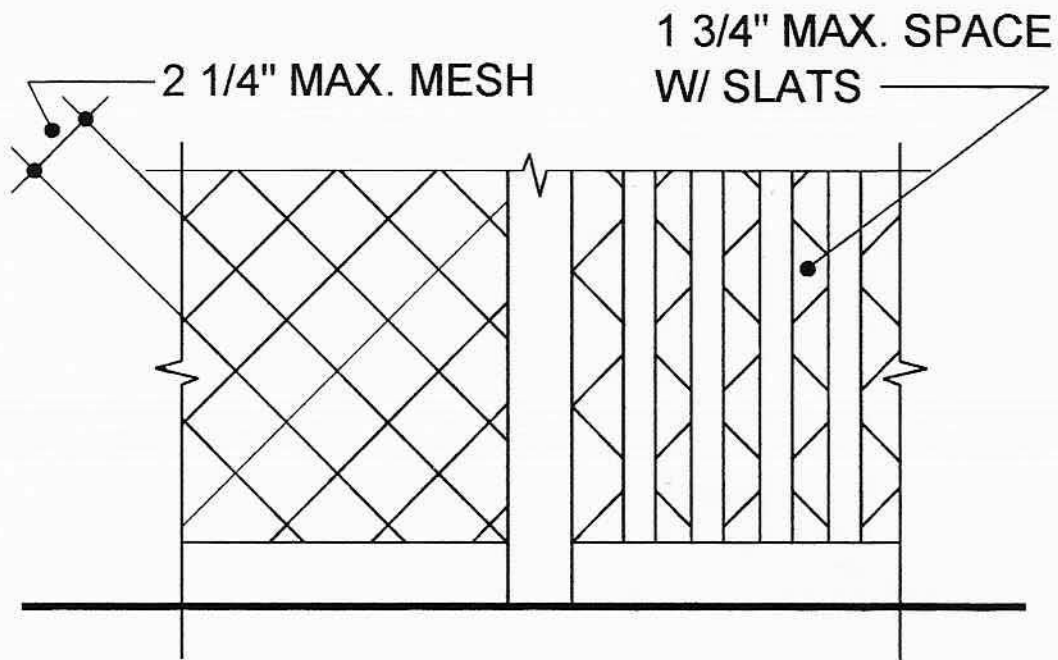


SECTION AG105.2, ITEM 4

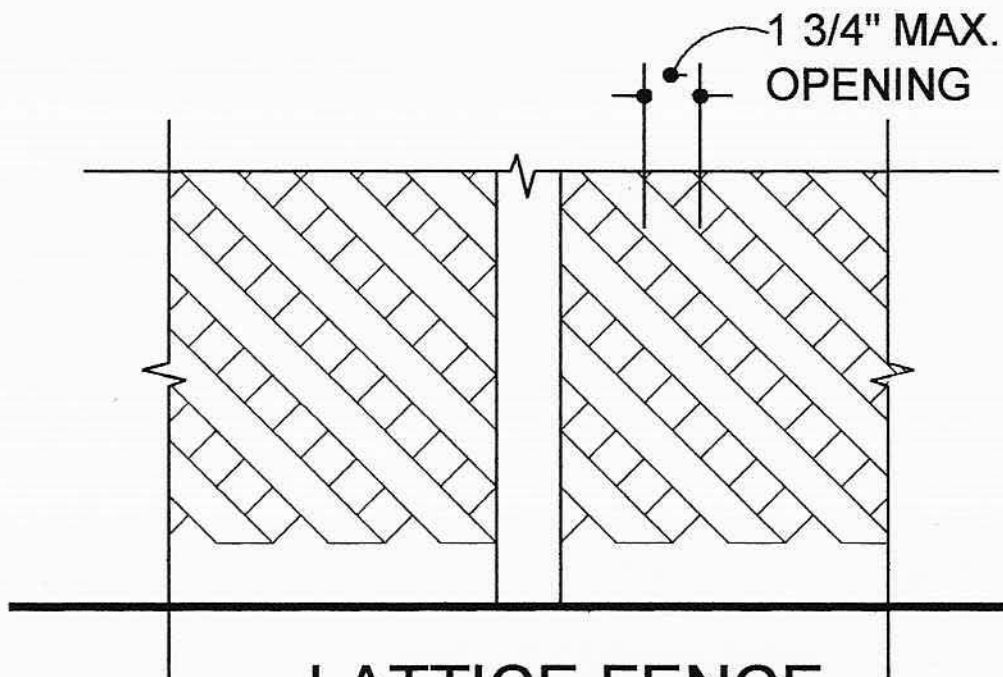


SECTION AG105.2, ITEM 5

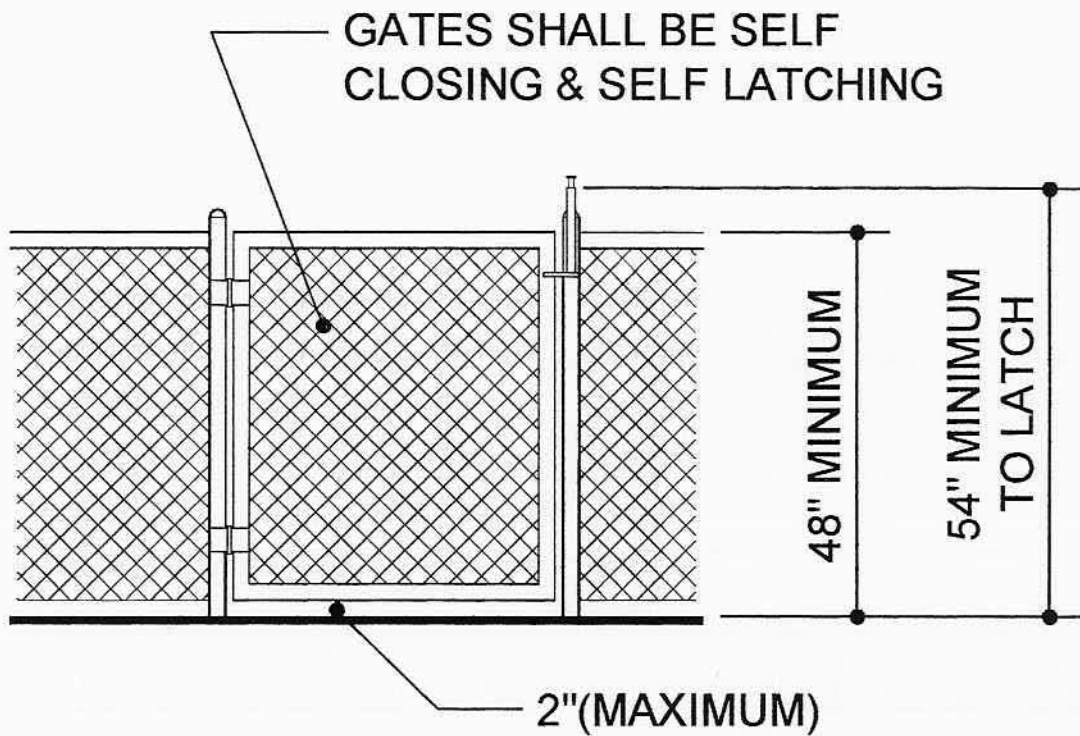




**CHAIN LINK FENCE**  
**SECTION AG105.2, ITEM 6**



**LATTICE FENCE**  
**SECTION AG105.2, ITEM 7**



ELEVATION

PEDESTRIAN ACCESS GATE

SECTION AG105.2, ITEM 8